



Odd Sem Backlogs Exam Form Filling Process

iCloudEMSV2 APP

Step 1. Download the iCloudemsV2 App from following:

Android: https://play.google.com/store/apps/details?id=com.icloudems.v2&hl=en_IN&pli=1

iOS: <https://apps.apple.com/in/app/icloudemsv2/id6738408708>

Step 2. Enter the registered email id or click on use mobile No. for entering the details to receive OTP

The screenshot shows the iCloudEMS V2 app interface. At the top, it says 'Login For The Best Experience'. Below the app logo, there's a section titled 'Enter your Email-ID' with the text 'We will send you the 6 digit Verification code'. There is an input field for 'Email' and a link 'Use Mobile No.' which is highlighted with a yellow box. Below this, there's a line of text: 'By continuing, you agree to CNV Terms of Use and Privacy Policy.' and a blue 'Continue' button.

OR


The screenshot shows the iCloudEMS V2 app interface. At the top, it says 'Login For The Best Experience'. Below the app logo, there's a section titled 'Enter your Mobile Number' with the text 'We will send you the 6 digit Verification code'. There is an input field for 'Mobile Number' and a link 'Use Email-ID'. Below this, there's a line of text: 'By continuing, you agree to CNV Terms of Use and Privacy Policy.' and a blue 'Continue' button.



Step 3. After entering required details. Enter the OTP received.

9:50 78%

VA-ICLEMS-S now
Your iCloudEMS Login OTP - 529338 for user [redacted]


iCloudEMS


Please enter the verification code we've sent you on **9536841474**

Didn't receive the OTP? [Resend OTP](#)

Verify

9:50 78%

← Login For The Best Experience


iCloudEMS

Please enter the verification code we've sent you on [redacted]

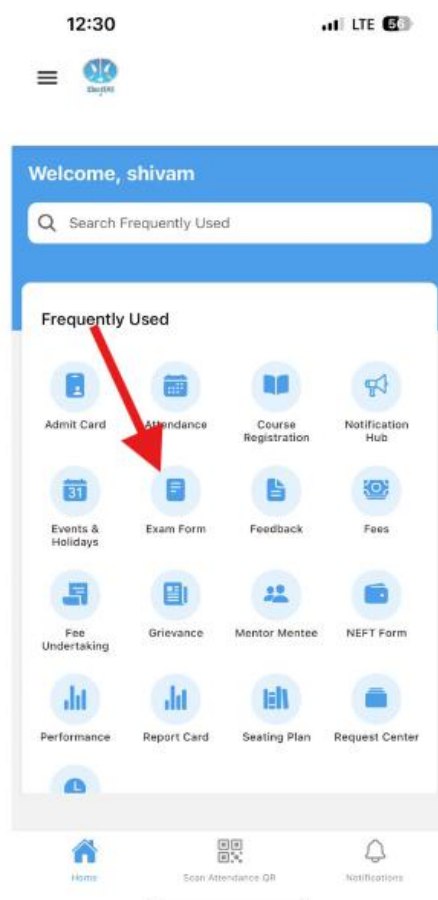
5 2 9 3 3 8

Didn't receive the OTP? [Resend OTP](#)

Verify



Step-4. After login click on Exam Form.





Step-5. Select Exam year and Session:-
Academic Year – 2025-2026
Session – Odd Semester Backlogs Dec 2025-2026

12:30 LTE 5G

← Exam Form

Bachelor of Technology in Electronics and Communication Engineering
Reg.No /Roll no 23151030087 Semester Sem V Academic Year 2025-2026

1.Please choose your courses for the exam form carefully. Ones Dues generated will not be reversed.
2.Until Final Submission, you can apply or remove course.
3.After Final Submission, you can not apply or remove course.
4.After Final Submission only, your exam form will be considered.

Select Exam Year and Session-

2025-2026

2025-2026

2024-2025

2023-2024

2022-2023

2021-2022

2020-2021

Home Scan Attendance QR Notifications

12:30 LTE 5G

← Exam Form

Bachelor of Technology in Electronics and Communication Engineering
Reg.No /Roll no 23151030087 Semester Sem V Academic Year 2025-2026

1.Please choose your courses for the exam form carefully. Ones Dues generated will not be reversed.
2.Until Final Submission, you can apply or remove course.
3.After Final Submission, you can not apply or remove course.
4.After Final Submission only, your exam form will be considered.

Select Exam Year and Session-

2025-2026

Odd Semester Backlog Dec 2025-26 SECE

Summer Term ODD Sem 2025-26 SECE

Special Exam Nov 2025-26 SECE

Odd Semester Backlog Dec 2025-26 SECE

Available courses for examination registration

Home Scan Attendance QR Notifications



Step-6. Review the subjects and apply accordingly, then check the dues and submit the final form.

Available courses for examination registration

Sem I Courses

Course Code: R1UC101B

Title: Programming for Problem Solving using C
Credit: 4.00
Type: PP
Semester: Sem I
Result: **Fail**
Status: Backlog

Apply

Examination Registration Applied Courses

Course Code: C1UC122B

Title: Engineering Mathematics-I
Credit: 4.00
Type: PP
Semester: Sem I
Grade:
Status: Backlog

18/12/2025

Remove

Enabled Exam registration between 18/12/2025 and 21/12/2025

Exam form not finalized yet, kindly do final submit for exam form from All courses tab!!

Estimated Due Amount:

1000

View

Final Submission of Exam Form

Select Exam Year and Session-

2025-2026

Odd Semester Backlog Dec 2025-26 SCSE

Search

My Exam Registration

All Courses

2024-2025 (Sem I)

Step-7. After submission, you will be redirected to the payment page where you can pay the fees.

Fees

Miscellaneous Fees

| Head Name | Amount | <input type="checkbox"/> Check All |
|---|--------------------|------------------------------------|
| STUDENT ID FEE MISC Status: Paid | 1000 Paid: 1000.00 | |
| BACK PAPER FEE (MISC) Status: Pending | 1000 | <input type="checkbox"/> |

Total Applicable Fee (Miscellaneous) : **1,000**

Due Reverse : **0**

Amount To Pay (Miscellaneous - For selected heads) **0**

Paytm

Please note: Select the checkboxes for the fees you wish to pay. The total amount will be calculated automatically. For paid fees, you can print the receipt by clicking the printer icon